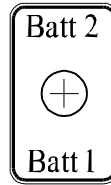


Throttle -

Throttle ->



Charge Batt 1; Batt 2

Avionics

Fuel pump

Charge Batt 1; Batt 2

Avionics

Fuel pump

De-compressor -- Open

Fuel pump

De-compressor -- Open

Fuel pump

Open -- Fuel Valve -- Close

Close -- Fuel Valve -- Open

Open -- Fuel Valve -- Close

Close -- Fuel Valve -- Open

Avionics

SC

Ilec-mcu

Avionics

SC

Ilec-mcu

Fuse-Batt 1

Download

Fuse-Batt 2

Main Switch

Main Switch

Main Switch

Fuse-Batt 1

Download

Fuse-Batt 2

Main Switch

Main Switch

Main Switch

Engine Electric

Engine Electric

Engine Electric

Engine Electric

Engine Electric

Engine Electric

Radio

Garmin

Cambridge

T & S

Radio

Garmin

Cambridge

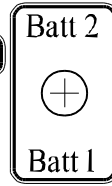
T & S



Close Close

Water ballast

Water ballast

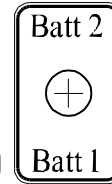


Open Open

Close Close

Water ballast

Open Open



Charge Batt 1; Batt 2

Avionics

Fuel pump

Charge Batt 1; Batt 2

Avionics

Fuel pump

De-compressor -- Open

Fuel pump

De-compressor -- Open

Fuel pump

Open -- Fuel Valve -- Close

Close -- Fuel Valve -- Open

Avionics

SC

Ilec-mcu

Open -- Fuel Valve -- Close

Close -- Fuel Valve -- Open

Avionics

SC

Ilec-mcu

Fuse-Batt 1

Download

Fuse-Batt 2

Main Switch

Main Switch

Main Switch

Fuse-Batt 1

Download

Fuse-Batt 2

Main Switch

Main Switch

Main Switch

Engine Electric

Engine Electric

Engine Electric

Engine Electric

Engine Electric

Engine Electric

Radio

Garmin

Cambridge

T & S

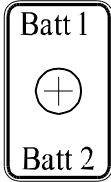
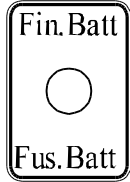
Radio

Garmin

Cambridge

T & S





Engine electr.

Extract

Retract

Extract

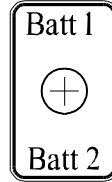
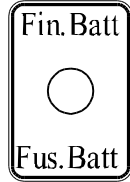
Retract

Charge Batt 1; Batt 2

Starter

Ignition

Ignition



Primer

Primer

Charge Batt 1; Batt 2

Starter

Fuel pump

De-compressor -- Open

Fuel pump

De-compressor -- Open

Fuel pump

Open -- Fuel Valve -- Close

Close -- Fuel Valve -- Open



Open -- Fuel Valve -- Close

Close -- Fuel Valve -- Open



Avionics

SC

Ilec-mcu

Avionics

SC

Ilec-mcu

Fuse-Batt 1

Download

Fuse-Batt 2



Fuse-Batt 1

Download

Fuse-Batt 2



Main Swich

Main Swich

Main Swich

Main Swich

Main Swich

Main Swich

Throttle control

Radio

LX7007

Throttle control

Starter

LX7007

Choke valve

Starter

Radio

LX7007

Choke valve

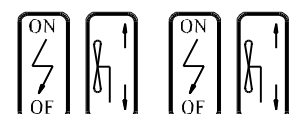
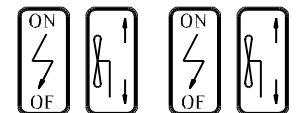
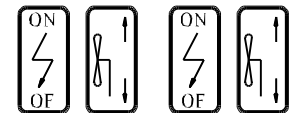
Starter

Radio

LX7007

Throttle control

Choke valve



ON OF ON OF ON OF ON OF ON OF ON OF

Cat out of second paull swich on

Cat out of second paull swich on

Cat out of second paull swich on

Close rear canopy

Close rear canopy

Close rear canopy

W/ballast

Close

Open

Intercom

Blockage

Pitching

Throttle control

ON OF ON OF ON OF

ON OF ON OF ON OF

Diving

Choke valve

Cat out of second paull swich on

Cat out of second paull swich on

Cat out of second paull swich on

Close rear canopy

Close rear canopy

Radio

LX7007

Starter

Close rear canopy

W/ballast

Close

Open

Intercom

Blockage

Pitching

Diving